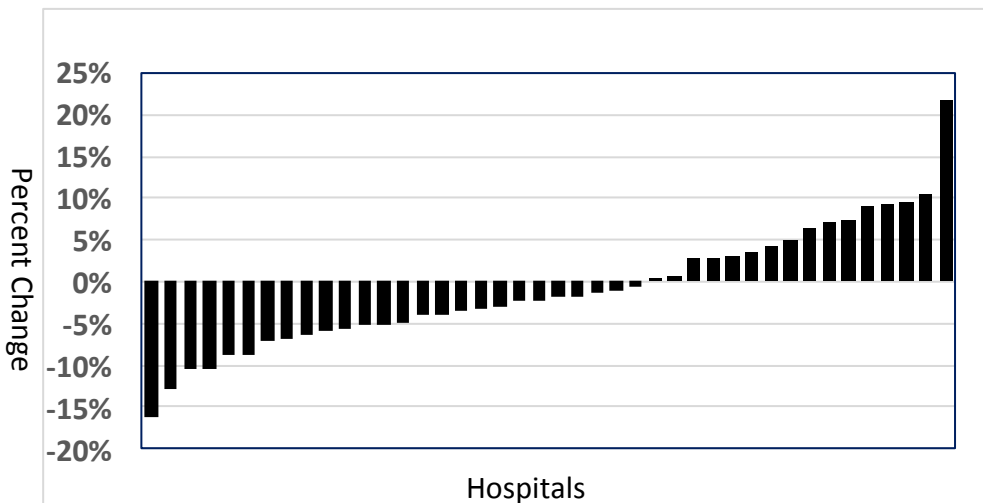
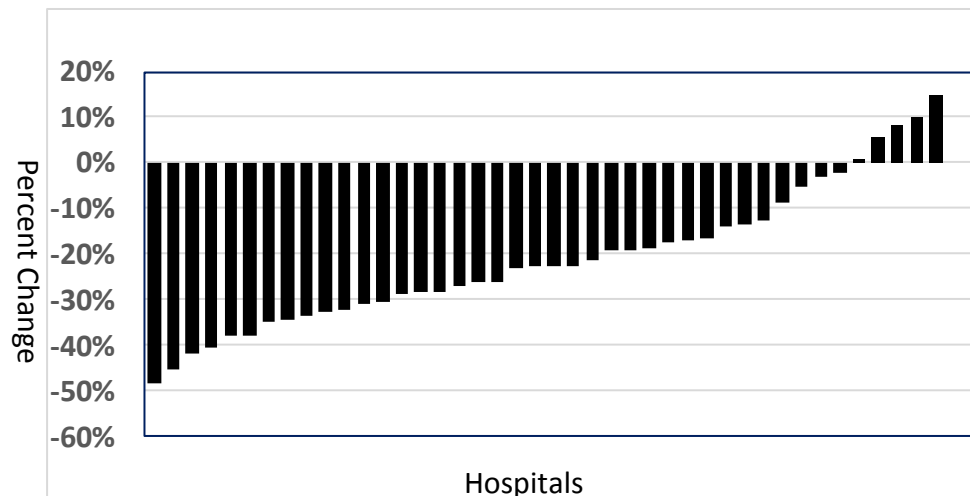


Arkansas Hospital Emergency Room Usage (January - March 2013 and January—March 2014)

Percent change in ER Visits



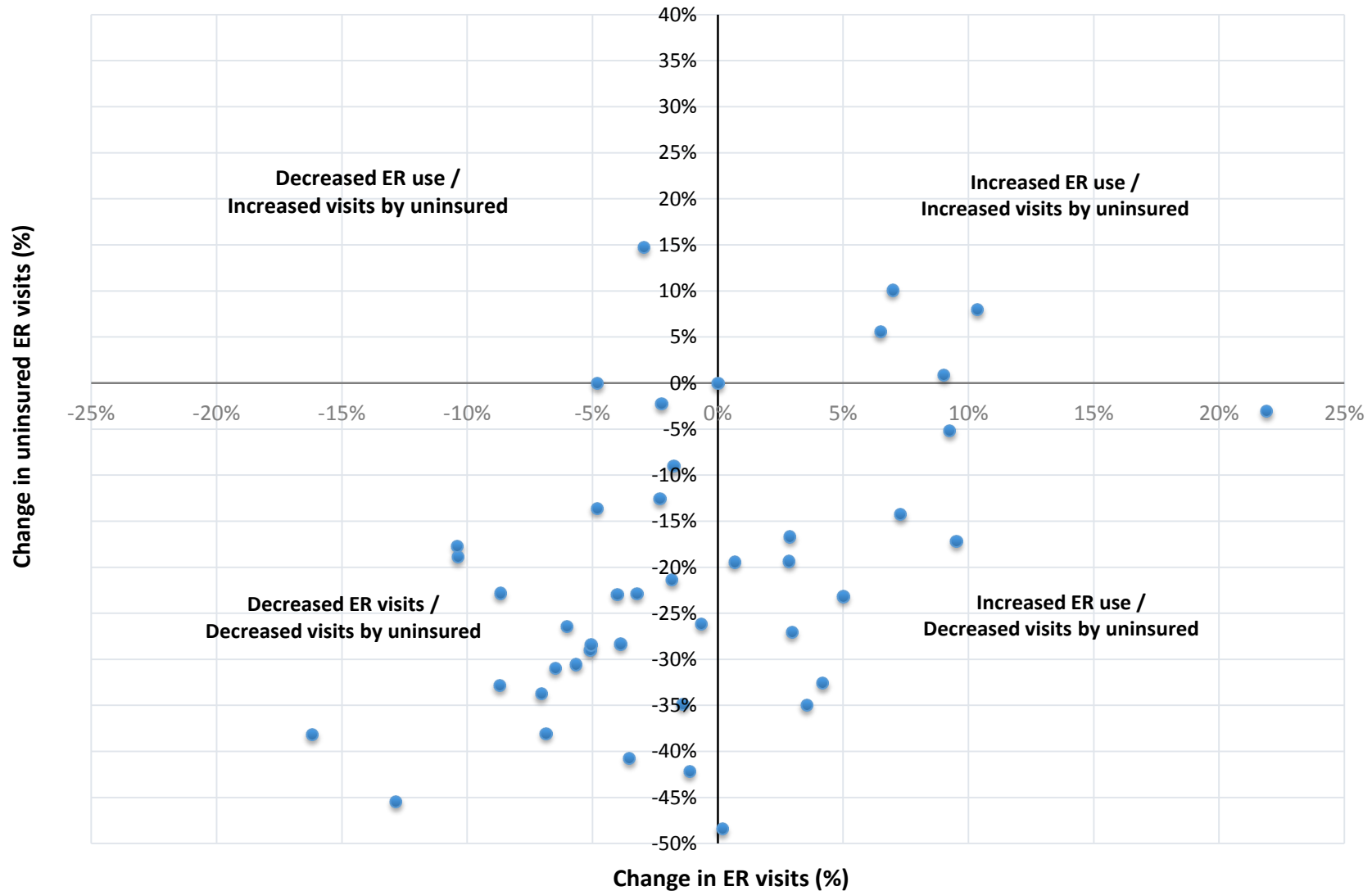
Percent change in Uninsured ER Visits



These graphics depict the percent change in Arkansas hospital emergency room (ER) visits from 2013 (January - March) to 2014 (January—March). They represent preliminary data collected from a survey conducted by the Arkansas Hospital Association. Included are data from 42 acute care hospitals that have thus far fully responded to the survey. Among hospitals not depicted here are Arkansas Children’s Hospital, the Veterans Affairs hospital, and inpatient psychiatric hospitals.

Data source: Arkansas Hospital Association

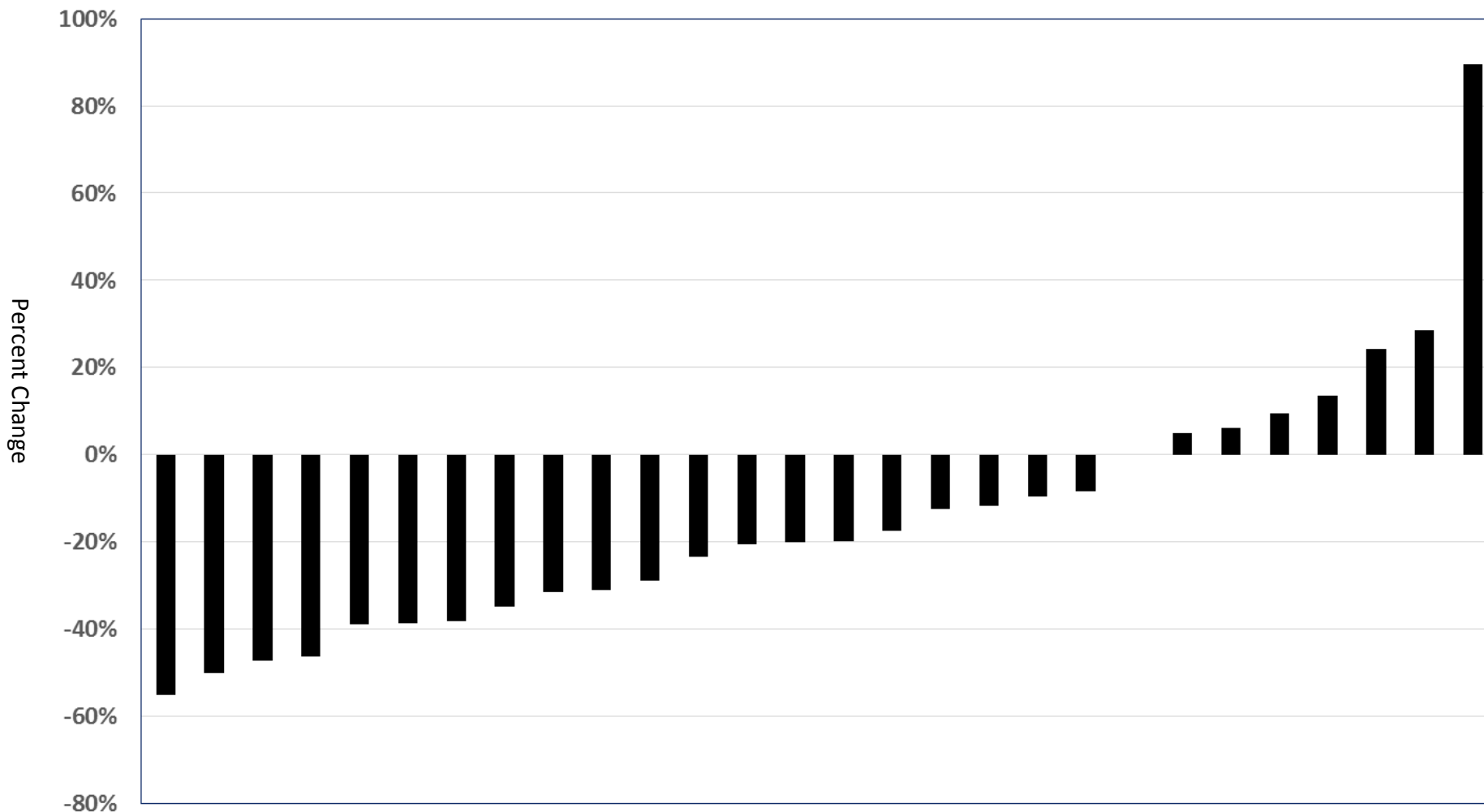
Percent Change in Overall ER Visits and ER Visits by the Uninsured January - March 2013 and January - March 2014



This graphic depicts the percent change in Arkansas hospital emergency room (ER) visits by the uninsured from 2013 (January-March) to 2014 (January-March). It represents preliminary data collected from a survey conducted by the Arkansas Hospital Association. Included are data from 42 acute care hospitals that fully responded to the survey thus far. Among hospitals not depicted here are Arkansas Children’s Hospital, the Veterans Affairs hospital, and inpatient psychiatric hospitals. The upper-left quadrant shows hospitals with decreased ER visits overall but increased visits by uninsured patients. The upper-right quadrant shows hospitals with an increase in both ER visits overall and ER visits by uninsured patients. The bottom-right quadrant shows hospitals with increased ER visits overall but decreased visits by uninsured patients. The bottom-left quadrant shows hospitals with a decrease in both ER visits overall and ER visits by uninsured patients.

Data source: Arkansas Hospital Association

Percent Change in Uninsured Hospitalizations (January - March 2013 and January—March 2014)



This graphics depicts the percent change in Arkansas hospital admissions by uninsured patients from 2013 to 2014 (January—March). It represents preliminary data collected from a survey conducted by the Arkansas Hospital Association. Included are data from 42 acute care hospitals that have thus far fully responded to the survey. Among hospitals not depicted here are Arkansas Children’s Hospital, the Veterans Affairs hospital, inpatient psychiatric hospitals, and hospitals having fewer than 10 admissions by uninsured patients in either year.

Data source: Arkansas Hospital Association